

Scaled data based on original data using  
LM-79-08 Approved Method: Electrical and Photometric Measurements of Solid-  
State Lighting Products

Test Report Prepared for  
Cooper Lighting Solutions  
(formerly Eaton)

Brand: McGRAW-EDISON

Report Number: P386338

Luminaire Tested: **GWC-SA2A-727-U-T2-HSS**

Issue Date: 3/3/2020

**Test Information**

Test Method: LM-79-08  
Report Number: P386338  
TEST IS SCALED FROM IESNA LM-79-08 TEST DATA (G2-1903-205-13)  
Test Lab: INNOVATION CENTER  
Issue Date: 3/3/2020  
Manufacturer: COOPER LIGHTING SOLUTIONS (FORMERLY EATON)  
Product Line: MCGRAW-EDISON  
Catalog Number: GWC-SA2A-727-U-T2-HSS  
Description: GALLEON WALL LUMINAIRE  
(2) 70 CRI, 2700K, 615mA LIGHTSQUARES WITH 16 LEDS EACH AND TYPE II OPTICS WITH HOUSE SIDE SHIELD  
Light Source: -  
Ballast/Driver: ELECTRONIC DRIVER

**Summary**

Lumens per Lamp: N/A  
Luminaire Lumens: 5784 lumens  
Efficiency: N/A  
Efficacy: 87.6 lumens/watt  
Luminous Opening: Rectangular (W 1' x L: 0.5' x H: 0')  
IES Classification: Type II - Medium  
BUG Rating: B1 - U0 - G2

Input Watts (W): 66  
Input Voltage (V): NR  
Input Current (Ain): NR  
Voltage Rise (V): NR  
Power Factor: NR  
Total Harmonic Distortion (THDi): NR  
Frequency (hertz): 60  
Stabilization Time: NR  
Operation Time: NR  
Ambient Temperature (°C): NR  
Test Distance: 24 FT



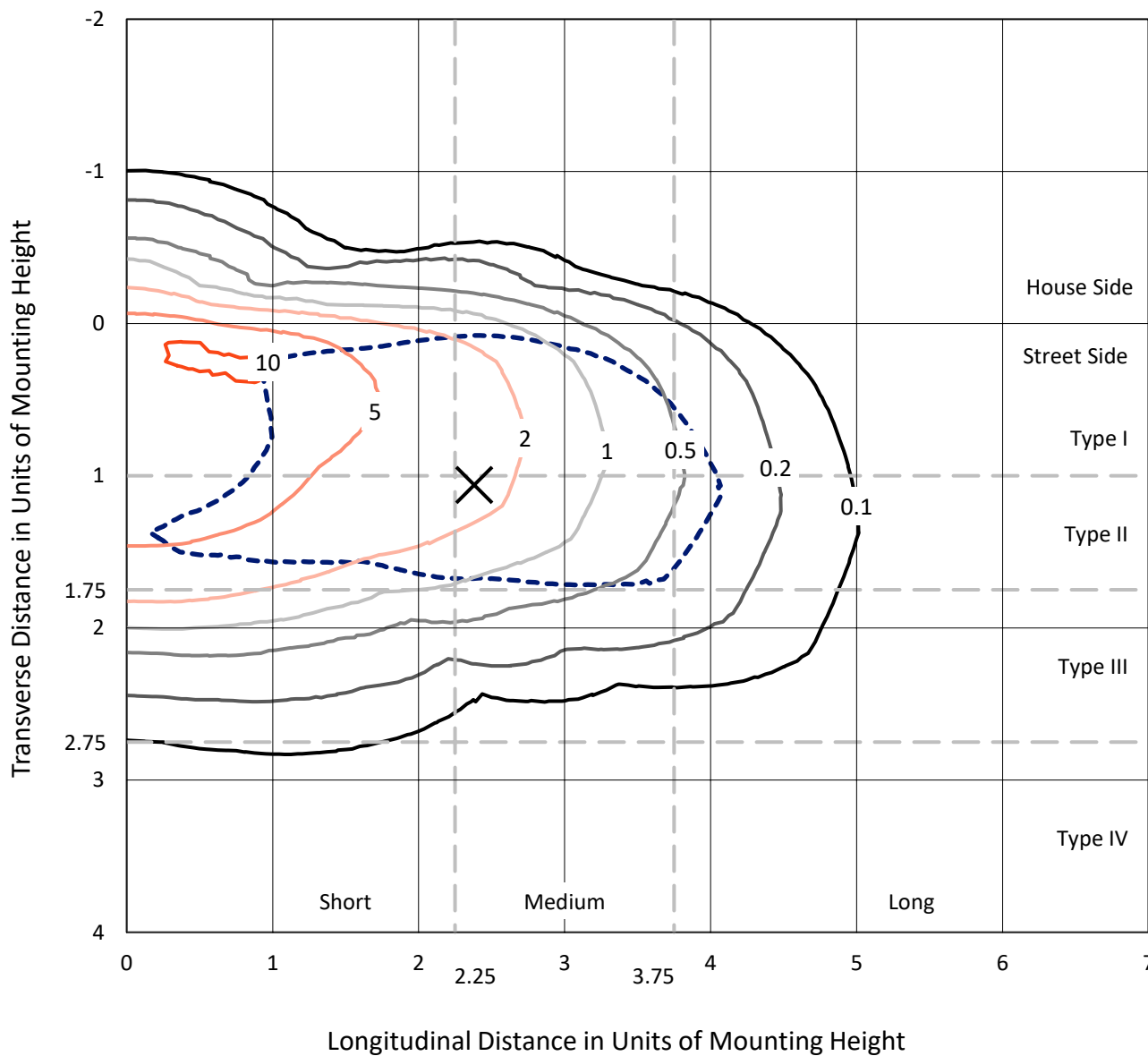
REPORT NUMBER: P386338

CATALOG NUMBER: GWC-SA2A-727-U-T2-HSS

### Iso-Footcandle Lines of Horizontal Illumination

× Max cd

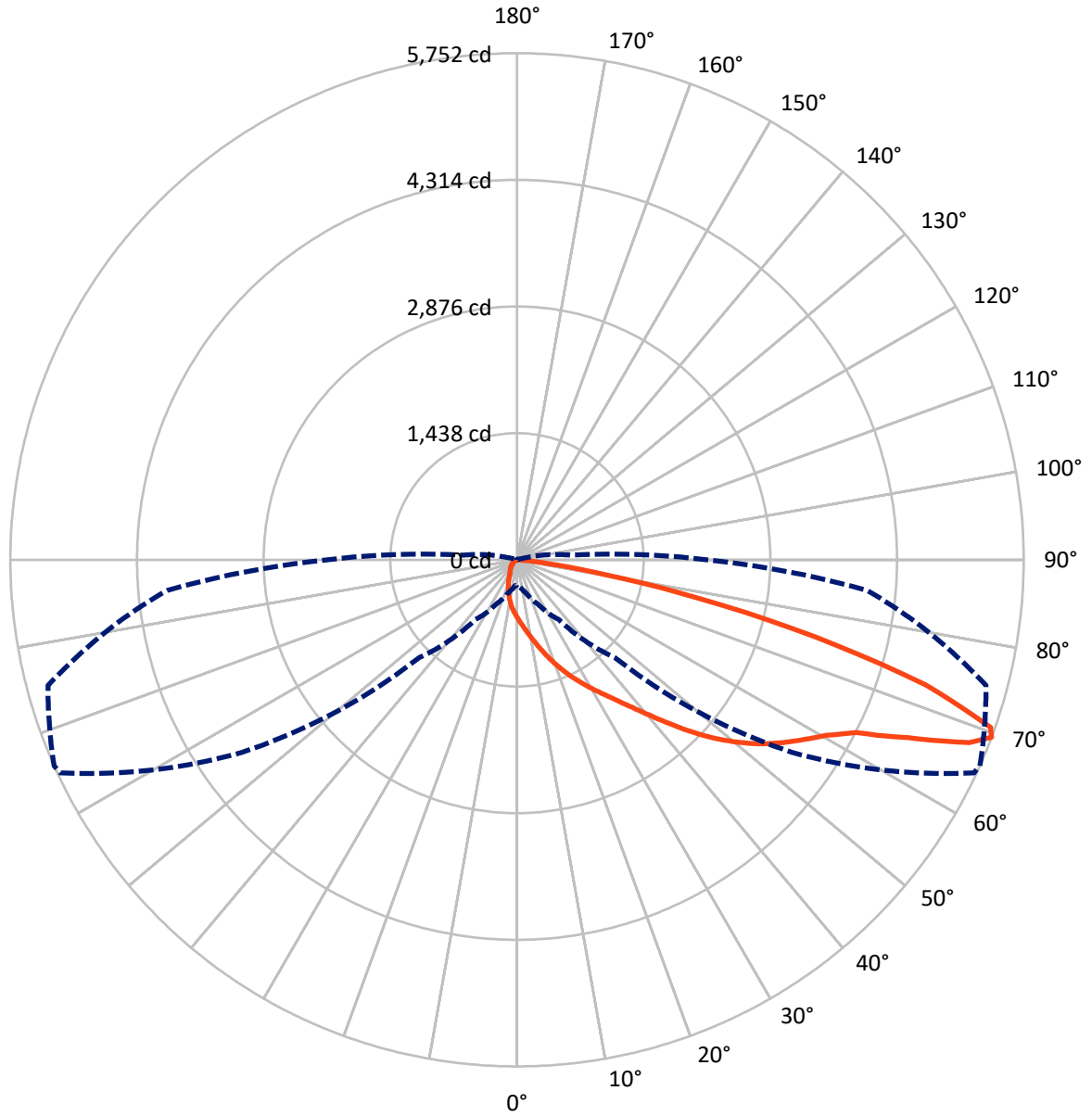
--- 1/2 Max cd



Based on 10 foot mounting height. Maximum calculated value = 10.9 fc  
 Type II - Medium - N/A

REPORT NUMBER: P386338  
CATALOG NUMBER: GWC-SA2A-727-U-T2-HSS

### Luminous Intensity Polar Plot



— Vertical Plane Through 66-Deg Lateral    - - - Horizontal Cone Through 69-Deg Vertical

REPORT NUMBER: P386338

CATALOG NUMBER: GWC-SA2A-727-U-T2-HSS

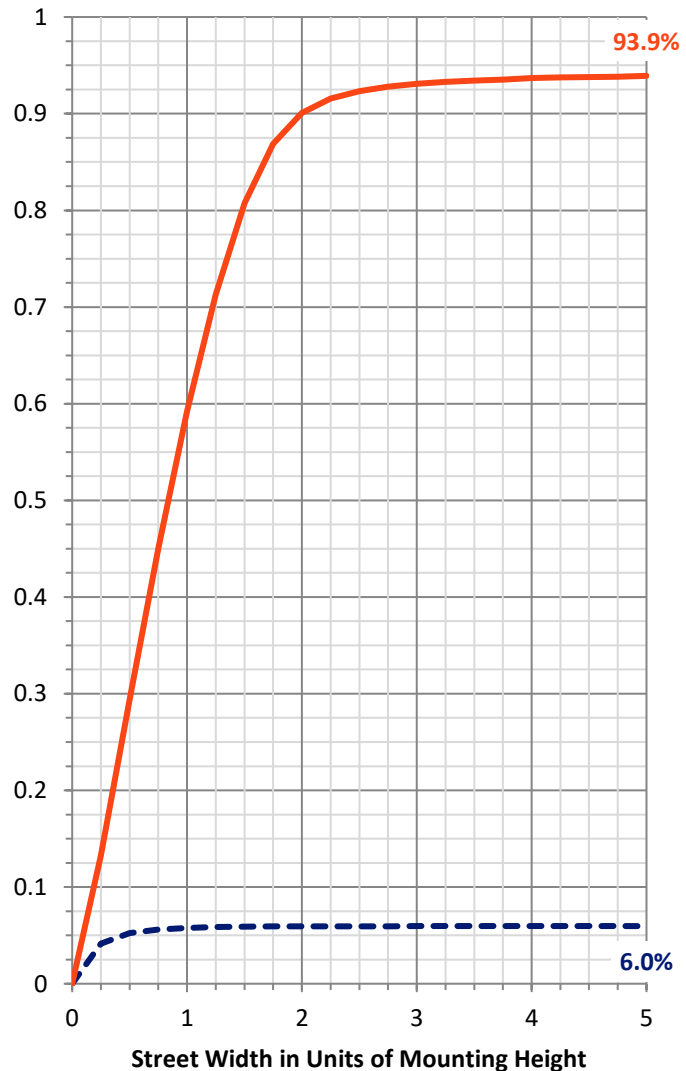
**FLUX DISTRIBUTION:**

		Downward	Upward	Total
<b>House Side</b>	Lumens	347.0	0.0	347.0
	% Fixture	6.0	0.0	6.0
<b>Street Side</b>	Lumens	5437.0	0.0	5437.0
	% Fixture	94.0	0.0	94.0
<b>Total</b>	Lumens	5784.0	0.0	5784.0
	% Fixture	100.0	0.0	100.0

**Coefficient of Utilization**

**ZONAL LUMENS:**

Zone	Lumens	% Fixture
0°-10°	63.6	1.1
10°-20°	189.4	3.3
20°-30°	329.8	5.7
30°-40°	578.6	10.0
40°-50°	968.4	16.7
50°-60°	1423.5	24.6
60°-70°	1461.6	25.3
70°-80°	721.5	12.5
80°-90°	47.7	0.8
90°-100°	0.0	0.0
100°-110°	0.0	0.0
110°-120°	0.0	0.0
120°-130°	0.0	0.0
130°-140°	0.0	0.0
140°-150°	0.0	0.0
150°-160°	0.0	0.0
160°-170°	0.0	0.0
170°-180°	0.0	0.0
0°-90°	5784.0	100.0
0°-180°	5784.0	100.0



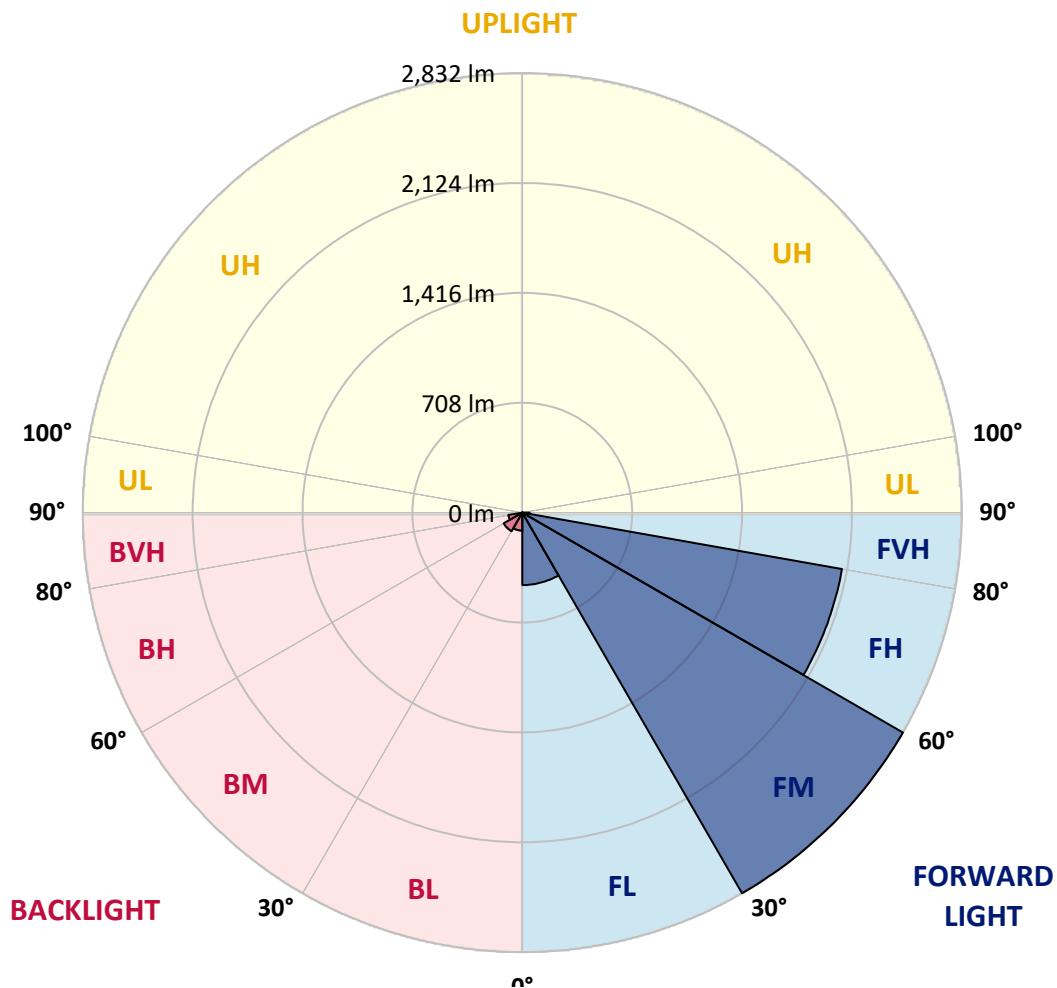
REPORT NUMBER: P386338

CATALOG NUMBER: GWC-SA2A-727-U-T2-HSS

**LUMINAIRE CLASSIFICATION SYSTEM LUMEN TABLE AND BUG RATING:**

Zone	Lumens	% Fixture	Zone Rating/Lumen Limit		
			B	U	G
FL (0°-30°)	466.7	8.1			
FM (30°-60°)	2832.1	49.0			
FH (60°-80°)	2091.6	36.2			G2/5000
FVH (80°-90°)	46.6	0.8			G1/100
BL (0°-30°)	116.0	2.0	B1/500		
BM (30°-60°)	138.3	2.4	B0/220		
BH (60°-80°)	91.4	1.6	B0/110		G0/110
BVH (80°-90°)	1.2	0.0			G0/10
UL (90°-100°)	0.0	0.0		U0/0	
UH (100°-180°)	0.0	0.0		U0/0	

**BUG Rating: B1-U0-G2**  
 Type II Medium





REPORT NUMBER: P386338  
 CATALOG NUMBER: GWC-SA2A-727-U-T2-HSS

**CANDELA DISTRIBUTION (FULL):**

	0°	5°	15°	25°	35°	45°	55°	65°	66°	75°	85°
0°	658.2	658.2	658.2	658.2	658.2	658.2	658.2	658.2	658.2	658.2	658.2
2.5°	774.7	771.4	770.1	764.0	753.6	745.6	730.2	712.4	709.1	691.8	670.6
5°	875.3	872.5	870.6	862.1	851.4	831.3	803.3	770.1	763.7	730.8	688.5
7.5°	945.3	950.3	950.3	944.8	931.3	916.2	881.9	836.5	828.6	778.0	712.4
10°	986.3	992.3	997.0	1001.6	999.7	993.7	961.3	910.2	900.5	833.5	740.1
12.5°	990.1	996.1	1009.3	1028.8	1047.8	1061.5	1041.2	991.8	980.8	897.8	773.1
15°	968.7	975.0	995.3	1033.2	1079.1	1119.2	1125.8	1082.1	1070.9	974.4	814.3
17.5°	931.3	935.4	964.6	1017.0	1089.0	1162.6	1202.5	1179.1	1168.7	1062.1	860.2
20°	903.6	906.6	932.1	988.5	1083.0	1189.8	1275.0	1282.1	1271.1	1156.0	909.9
22.5°	951.1	956.6	957.4	984.1	1066.5	1203.3	1338.7	1383.5	1375.3	1255.8	958.8
25°	1081.0	1087.4	1066.5	1050.0	1080.5	1209.3	1393.4	1487.4	1480.8	1363.2	1008.0
27.5°	1252.7	1259.3	1232.4	1183.2	1153.8	1232.1	1442.0	1592.8	1592.6	1476.9	1061.0
30°	1421.4	1428.0	1400.5	1351.4	1283.8	1296.7	1484.1	1703.3	1704.9	1594.2	1117.3
32.5°	1598.3	1606.6	1578.3	1515.1	1444.5	1408.2	1543.1	1814.3	1823.6	1730.2	1180.8
35°	1799.4	1800.5	1760.7	1694.5	1613.2	1557.4	1637.9	1938.7	1961.0	1898.6	1261.3
37.5°	1996.7	2004.7	1972.0	1867.6	1792.8	1729.7	1778.8	2094.2	2125.8	2104.4	1366.5
40°	2142.8	2159.6	2154.9	2042.3	1971.4	1926.4	1953.8	2279.1	2319.2	2343.9	1499.2
42.5°	2234.6	2247.2	2268.7	2200.8	2136.5	2143.9	2160.4	2494.5	2543.9	2617.0	1651.6
45°	2339.8	2345.9	2363.7	2333.8	2290.4	2365.1	2379.7	2737.1	2789.0	2910.7	1820.9
47.5°	2468.4	2482.7	2487.6	2460.1	2440.4	2560.7	2590.9	2957.7	3030.5	3225.3	2000.0
50°	2632.1	2636.0	2644.5	2626.6	2606.9	2728.8	2780.5	3189.3	3255.5	3540.9	2176.6
52.5°	2792.3	2806.0	2835.7	2824.4	2816.5	2872.0	2949.4	3398.1	3472.0	3804.1	2353.0
55°	2838.4	2850.3	2952.7	3022.8	3087.6	3048.3	3111.0	3585.1	3665.1	4039.3	2522.8
57.5°	2654.1	2678.0	2855.5	3037.9	3306.8	3322.5	3332.9	3777.2	3848.9	4219.5	2699.4
60°	2188.2	2192.8	2484.1	2797.0	3270.6	3561.8	3657.1	3983.5	4043.7	4387.3	2911.0
62.5°	1391.7	1439.3	1758.8	2200.5	2887.1	3527.2	4049.2	4295.6	4317.6	4588.7	3214.3
65°	662.9	693.7	923.9	1359.6	2091.2	3084.0	4319.8	4860.1	4870.0	4987.9	3619.5
67.5°	367.0	381.9	491.5	731.9	1222.5	2181.0	4210.4	5528.8	5538.2	5395.6	3975.0
69°	287.1	299.7	386.0	551.6	828.8	1567.6	3810.1	5724.7	5752.4	5512.3	3987.6
70°	243.7	256.0	332.4	465.9	666.5	1211.3	3391.5	5676.1	5705.5	5501.3	3893.4
72.5°	149.2	156.3	221.4	328.0	446.7	609.3	2091.5	4800.2	4850.0	5046.4	3346.1
75°	100.5	104.4	138.5	226.4	319.5	313.7	1086.5	3383.5	3491.2	3925.5	2471.4
77.5°	72.0	75.5	92.9	146.4	223.9	207.1	492.0	2102.7	2125.8	2354.4	1347.8
80°	40.9	44.2	65.7	87.1	151.9	138.2	195.6	1004.4	1015.9	1009.6	450.0
82.5°	21.4	24.2	36.0	57.4	97.5	90.4	81.3	336.3	337.9	281.0	98.6
85°	4.1	4.9	17.9	39.3	50.3	39.3	33.2	78.8	80.5	71.2	24.5
87.5°	0.0	0.3	7.1	8.8	9.9	10.2	10.7	15.4	16.5	22.3	6.6
90°	0.0	0.0	0.0	0.0	0.0	0.0	0.0	0.0	0.0	0.0	0.0



REPORT NUMBER: P386338  
 CATALOG NUMBER: GWC-SA2A-727-U-T2-HSS

**CANDELA DISTRIBUTION (continued):**

	90°	95°	105°	115°	125°	135°	145°	155°	165°	175°	180°
0°	658.2	658.2	658.2	658.2	658.2	658.2	658.2	658.2	658.2	658.2	658.2
2.5°	661.3	651.4	632.4	610.4	593.4	576.6	563.5	549.7	544.8	542.3	542.0
5°	667.9	647.0	606.9	565.7	531.9	500.0	477.2	455.5	445.3	440.7	438.7
7.5°	678.8	645.3	580.8	517.9	469.2	429.4	397.8	374.2	362.4	357.4	355.5
10°	691.8	643.1	550.3	467.3	405.2	364.0	332.7	309.3	296.4	290.9	288.2
12.5°	706.9	639.3	515.1	416.2	350.5	309.3	271.4	242.6	227.7	221.4	218.4
15°	725.5	635.4	478.3	368.1	302.5	252.2	210.7	191.2	188.2	187.1	187.4
17.5°	744.0	629.4	438.2	320.6	251.9	197.0	175.8	174.7	175.3	175.3	175.3
20°	760.4	615.7	394.5	279.9	203.8	166.2	161.8	159.9	158.5	157.4	156.0
22.5°	773.3	597.2	352.5	239.6	166.5	152.2	145.3	139.3	134.3	131.0	129.4
25°	782.1	572.8	314.0	200.8	149.7	138.5	126.1	115.9	108.2	103.6	101.6
27.5°	788.7	546.4	279.7	168.1	138.2	122.5	106.3	94.2	86.3	82.1	80.5
30°	793.4	516.5	249.4	147.8	125.3	105.8	88.5	76.6	70.9	68.7	67.6
32.5°	797.8	483.2	220.9	138.2	113.2	90.4	74.2	65.1	61.5	58.8	58.0
35°	808.8	452.5	193.7	128.0	100.8	77.2	63.7	57.1	53.6	51.9	51.4
37.5°	834.9	429.7	167.6	117.6	88.5	66.8	55.8	51.1	47.8	46.2	45.6
40°	876.9	418.1	145.6	106.3	76.4	58.8	50.5	46.2	42.6	40.1	39.6
42.5°	938.7	419.8	130.2	95.1	66.8	52.5	45.6	40.4	36.5	34.3	33.8
45°	1013.7	431.9	119.5	84.1	58.8	47.5	40.1	34.6	31.0	29.1	28.6
47.5°	1095.0	451.4	110.7	74.2	52.5	42.9	34.6	28.8	25.8	24.2	23.9
50°	1180.8	470.3	101.6	64.6	47.0	38.2	29.1	23.9	21.4	20.1	19.5
52.5°	1267.6	492.3	93.4	55.8	42.3	32.7	24.2	19.5	17.6	16.5	15.9
55°	1361.0	508.8	85.4	48.9	37.6	27.7	20.1	16.2	14.6	13.2	12.9
57.5°	1470.9	534.3	77.2	42.3	32.1	23.1	16.5	12.9	11.5	10.2	9.9
60°	1619.2	564.3	68.4	37.4	26.4	19.0	13.5	10.4	8.8	7.7	7.4
62.5°	1814.8	597.5	57.4	32.7	21.4	15.4	10.7	8.2	6.3	4.9	4.9
65°	2062.9	651.6	47.0	27.5	17.6	12.6	8.2	6.0	3.6	2.2	2.2
67.5°	2207.7	661.0	37.9	22.5	14.3	10.7	6.9	4.1	1.1	0.3	0.0
69°	2161.3	606.9	32.1	19.2	12.4	10.2	6.3	3.0	0.5	0.0	0.0
70°	2073.9	554.9	28.3	17.0	11.3	9.6	6.0	2.2	0.5	0.0	0.0
72.5°	1713.7	395.1	21.4	12.6	8.2	8.5	5.5	1.4	0.5	0.0	0.0
75°	1248.3	240.1	15.4	8.8	5.2	6.3	3.8	0.5	0.3	0.0	0.0
77.5°	694.5	113.2	9.6	4.9	3.3	3.8	1.9	0.0	0.0	0.0	0.0
80°	225.5	30.8	4.4	2.7	1.9	2.2	0.8	0.0	0.0	0.0	0.0
82.5°	41.8	8.8	2.5	1.4	0.5	0.5	0.0	0.0	0.0	0.0	0.0
85°	9.1	3.6	1.4	0.5	0.0	0.0	0.0	0.0	0.0	0.0	0.0
87.5°	3.0	1.1	0.3	0.0	0.0	0.0	0.0	0.0	0.0	0.0	0.0
90°	0.0	0.0	0.0	0.0	0.0	0.0	0.0	0.0	0.0	0.0	0.0



Signify Classified - Internal  
Cooper Lighting Solutions Photometric Lab  
1121 Highway 74 South  
Peachtree City, GA 30269

Scaled Data Report



Report Generated By 670245982

Signify Classified - Internal  
Cooper Lighting Solutions Photometric Lab  
1121 Highway 74 South  
Peachtree City, GA 30269

Scaled Data Report



Signify Classified - Internal  
Cooper Lighting Solutions Photometric Lab  
1121 Highway 74 South  
Peachtree City, GA 30269

Scaled Data Report



Signify Classified - Internal  
Cooper Lighting Solutions Photometric Lab  
1121 Highway 74 South  
Peachtree City, GA 30269

Scaled Data Report



Signify Classified - Internal  
Cooper Lighting Solutions Photometric Lab  
1121 Highway 74 South  
Peachtree City, GA 30269

Scaled Data Report



--- HS — SS

Signify Classified - Internal  
Cooper Lighting Solutions Photometric Lab  
1121 Highway 74 South  
Peachtree City, GA 30269

Scaled Data Report



u

Signify Classified - Internal  
Cooper Lighting Solutions Photometric Lab  
1121 Highway 74 South  
Peachtree City, GA 30269

Scaled Data Report



Signify Classified - Internal  
Cooper Lighting Solutions Photometric Lab  
1121 Highway 74 South  
Peachtree City, GA 30269

Scaled Data Report



(END OF REPORT)